

How to Set Up Gamma Connector in Claude

The new era in presentation





Why This Matters

Creating presentations *manually is slow*:

- Copying content into slides
- Formatting layouts
- Ensuring brand consistency

With **Claude** + **Gamma**,
one prompt → polished deck.



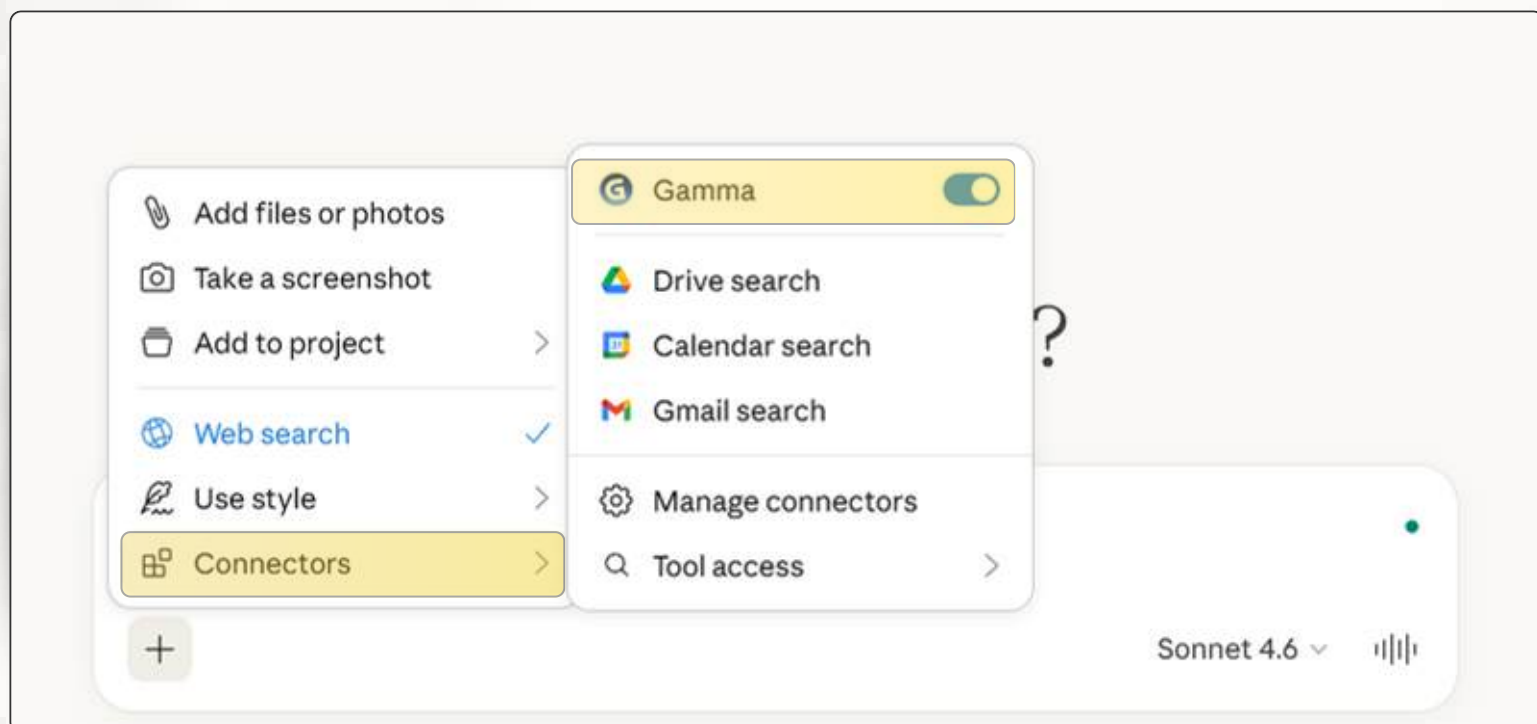
Swipe left to learn how





Open Claude Connector

- Go to **Claude** → **Connectors**
- Click **Gamma**
- Authorize access





2

Test the Connection

- Ask **Claude**:

"Create a 2-slide sample deck about [topic]."

- Gamma should generate slides automatically
- Ensure layouts and theme are applied

Your 2-slide Marketing deck is ready! 🎉

[View your presentation on Gamma](#)

You can edit the content, swap themes, and customize it further directly in Gamma. Let me know if you'd like any changes!





Prepare Your Prompt

- For a full deck, your prompt should include:
 - *Topic / audience*
 - *Slide count or structure*
 - *Tone (executive, client, team)*
 - *Any key points or metrics*

Example:

[Try it in](#) Claude

"Create a 10-slide presentation about [product launch] for executives, with headlines and 3 concise bullets per slide."





Want Easy Presentations?

Try this mix (Claude + Gamma) today.





Generate Content in Claude

- **Claude will:**
 - *Structure the deck*
 - *Expand key points*
 - *Suggest slide headlines and bullets*
- All in a single step

Here's what's inside across the 10 slides:

1. **Executive Summary** - The opportunity & solution at a glance
2. **Market Opportunity** - Size, growth, and timing
3. **The Problem** - Key customer pain points
4. **Introducing the Product** - What it is and does
5. **Key Features & Differentiators** - What sets it apart
6. **Business Model** - Revenue mechanics
7. **Go-to-Market Strategy** - Customer acquisition plan
8. **Financial Projections** - Revenue, growth, milestones
9. **Competitive Landscape** - Your positioning vs. rivals

Want to be notified when Claude responds?

Notify x

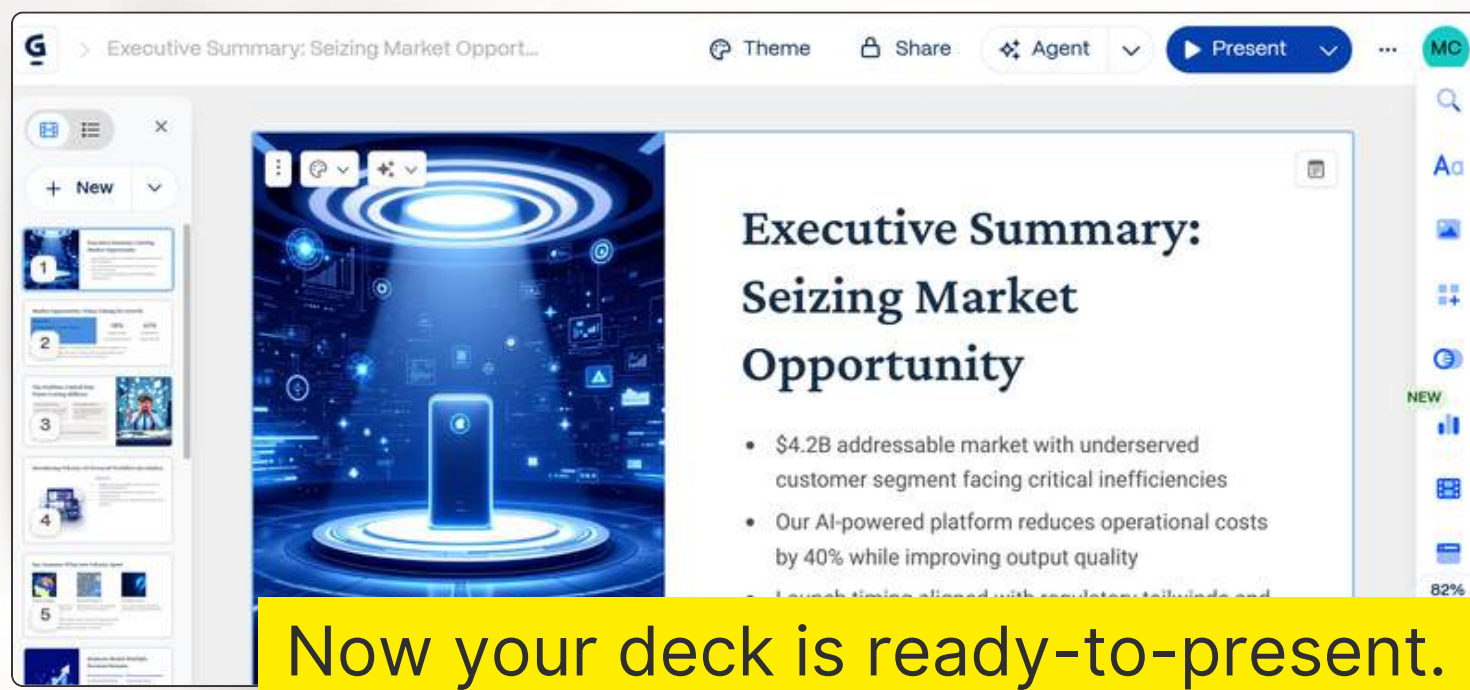




5

Auto-Design with Gamma

- Paste structured content **into GAMMA** (or use the integrated connector)
- **Gamma applies:**
 - *Layouts*
 - *Visual hierarchy*
 - *Branding*

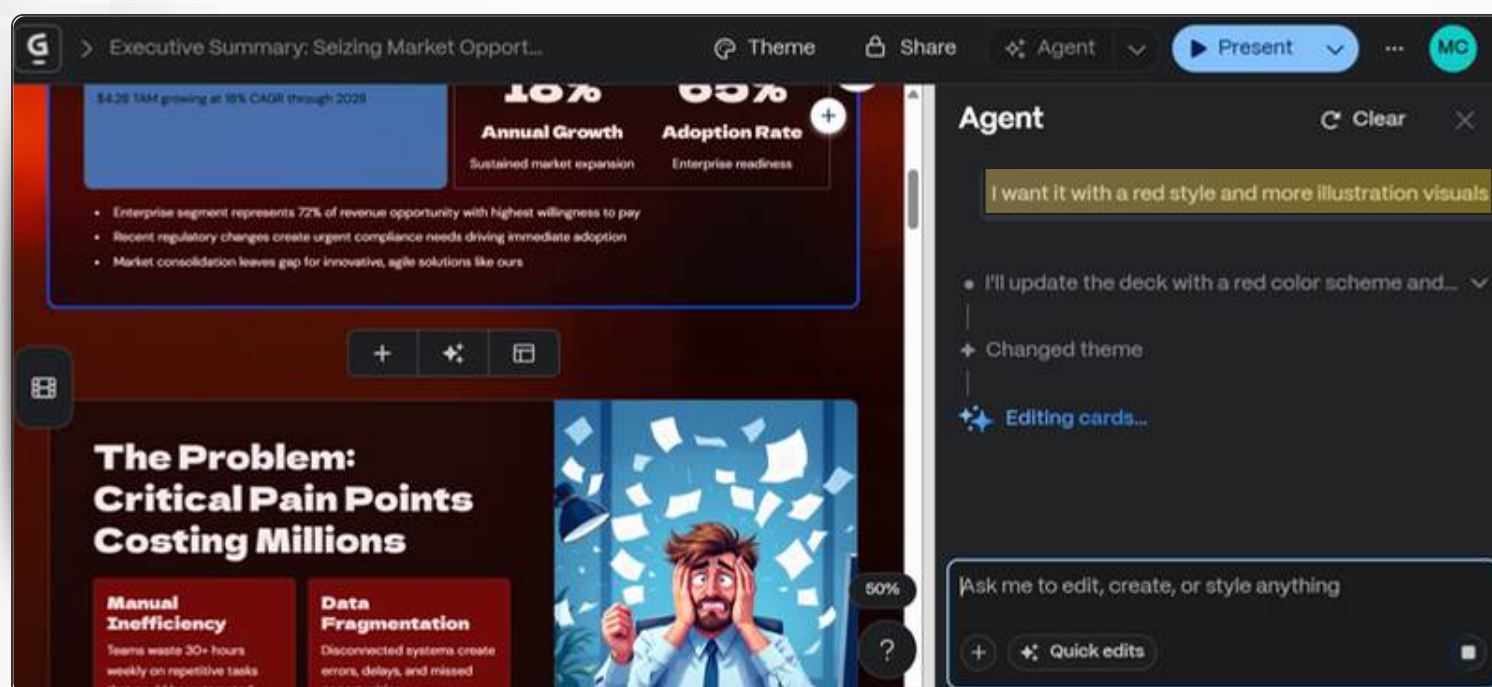




6

Review & Customize

- Add charts, graphs, or visuals if needed
- Adjust tone for your audience
- Export as **PDF or PPT**





Pro Tips for 1-Prompt Success

- Be specific in your prompt (audience, slide count, tone)
- Include key metrics or examples
- Limit slides to 8–12 for clarity
- Apply Gamma theme for branding consistency





Use Cases

- Sales decks → single prompt, ready to share
- Executive updates → automate formatting
- Training materials → structured in minutes
- Client proposals → polished with minimal effort


Try it in **GAMMA** + Claude





Massive Impact

- Save hours of formatting and content editing
- Keep decks professional and consistent
- Move from idea → presentation instantly
- Teams focus on strategy, not design



Claude + Gamma = 1 Prompt → Full Deck.





Create Easy Designs with **Gamma** Now

<https://gamma.app/>





You've got the tutorials. Now put it to work.

Don't wait for inspiration

- Check out Claude & Gamma
- Get easy results
- Create faster presentations

Design your first presentation
AT [GAMMA.APP/TEMPLATES](https://gamma.app/templates)





GAMMA

COLLECTION

Keep reading our exclusive gamma tutorials



10 Design Prompts You Must Try

Get 10 ready-to-use design prompts to create presentations, pitch decks, and infographics with AI tools like Gamma. Save hours and improve visual quality with structured prompt engineering.


[LINK](#)



From Idea to Visual in 3 Steps with Gamma

Turn raw ideas into polished presentations in three simple steps using ChatGPT prompts and Gamma AI. Learn a faster AI productivity workflow for slides, case studies, and business decks.

[LINK](#)



Your Personal Design Workflow

Learn how to build a repeatable AI design workflow using ChatGPT prompts and Gamma. Create faster presentations, apply brand assets once, and turn ideas into consistent visual systems.

[LINK](#)



Top 5 Time-Saving Gamma Hacks

Save hours on presentations with five practical Gamma AI hacks. Learn how to reuse templates, lock brand styles, and automate exports using smart AI design workflows.

[LINK](#)



Unlock Your Creativity: Tips for Non-Designers

Learn how to create professional visuals without design skills using ChatGPT prompts and Gamma AI. This practical AI productivity guide shows non-designers how to think clearly and design faster.

[LINK](#)